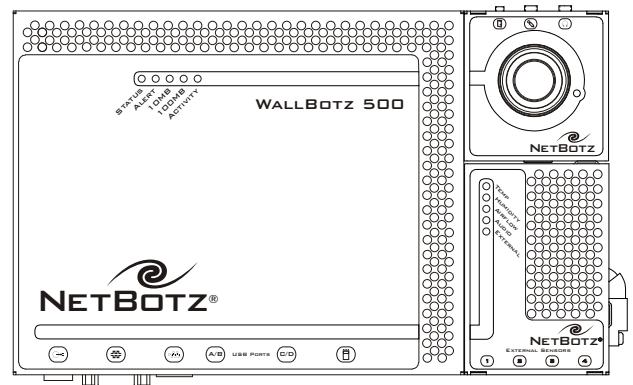


A new approach to physical threat monitoring, the **WALLBOTZ 500** features innovative technology that corresponds to customers' escalating needs for increased surveillance capabilities and greater deployment flexibility. The WallBotz 500's design enables you to attach additional pods, providing the monitoring power and scalability to meet most any need. Additional Camera Pod 120s and Sensor Pod 120s expand your monitoring capabilities. CCTV Adapter Pods enable you to integrate your analog video cameras into your digital threat-prevention network. And when used in conjunction with Output Relay Pod 120s or NetBotz Power Control Pods, your WallBotz 500 can automatically or interactively turn lights on or off, open door locks, cycle power, and so forth.

The WallBotz 500 consists of 3 components: the WallBotz 500 base station, a NetBotz Camera Pod 120, and a NetBotz Sensor Pod 120. The base station provides network connectivity for the WallBotz 500 and is designed to function as a host for your pods and NetBotz applications. The base station contains no environmental sensors. Instead, all sensors are integrated in or connected to the detachable pods.



The camera and sensor pods included with the WallBotz 500 come already connected (or “docked”) to the appliance and ready to use. When pods are docked, the WallBotz 500 can be deployed as a self-contained, “all-in-one” physical threat security solution. Pods can also be disconnected from the base station and placed at a remote location, connected to any of the base station's four USB ports using a USB cable. This enables the WallBotz 500 base station to function as a centralized manager for additional pods distributed across an office area or datacenter. A single WallBotz 500 base station can support up to 4 Camera Pod 120s or CCTV Adapter Pods, up to 4 Output Relay Pod 120s, up to 16 NetBotz Power Control Pods, up to 17 Sensor Pod 120s, and dozens of external sensors (up to four per Sensor Pod 120).



The WallBotz 500 base station also features a PC Card slot, permitting the addition of advanced hardware such as supported 802.11b PC Cards for wireless network connectivity or supported PC Card modems for GSM/GPRS, PPP, or wireless modem communications.

**At present, the following PC Cards are supported for use with the WallBotz 500:*

- For Wireless Network Communications: Orinoco Classic Gold 802.11b PC Card, Cisco Aironet AIRPCM 352 PC Card (LEAP-compliant)
- Wireless GSM/GPRS Modems: Option International GlobeTrotter, Sierra Wireless AirCard 750
- PPP Modem: Xircom CreditCard Modem 56-GlobalACCESS



HIGHLIGHTS

- Flexible configuration and USB ports enable you to control up to 4 Camera Pod 120s or CCTV Adapter Pod 120s, and up to 17 Sensor Pod 120s, with a single WallBotz 500 base station.
- Supports SSL connectivity to and from the WallBotz 500 appliance for secure transmission of data.
- Integrated PC Card slot supports the addition of a wireless Ethernet connection (802.11b) or GSM wireless modem.
- Camera Pod 120 features a high-resolution 24-bit color camera, built-in microphone, external door switch sensor, integrated software motion sensor, and ports for external microphone and speaker. Supports frame rates of up to 30 frames per second, and features a standard CS camera lens mount, enabling replacement of camera lens with standard CS- or C-mount lenses.
- Sensor Pod 120 features integrated sensors for temperature, humidity, dew point, airflow, and audio. Also supports up to four external sensors.
- Output Control functionality, when used in conjunction with NetBotz Output Relay Pod 120s, enables you to control up to 64 relay-based devices. Devices can be controlled automatically (using alert actions) or interactively (using the Basic View or Advanced View interfaces).
- NetBotz Power Control Pods, when used in conjunction with BotzWare 2.1.2's Output Control functionality, enable you to control the power supplied to devices. Power control actions can be executed manually through the Advanced View and Basic View interfaces, or can be configured as automatic alert actions in response to a threshold event.
- CAT 5 Pod Extenders increase the allowable base station-to-pod distance from 25m (82') to 100m (328'). Fiber 500m Pod Extenders increase the allowable base station-to-pod distance from 25m (82') to 500m (1640').
- Device Crawlers enable you to monitor individual remote SNMP targets (such as servers, routers, and switches) for critical status information, enabling you to identify and resolve problems faster.
- Customized alert actions can be configured based on alert type, severity, and time alert occurred. Sophisticated user-defined thresholds enable custom-crafted alert responses.
- Base station stores all sensor data and alerts for up to 24 hours (up to 6 months with WallBotz 500 Extended Storage System, available separately), enabling users to easily review sensor readings and alert conditions.
- Supports graphing of up to 24 hours of sensor readings (up to 6 months with WallBotz 500 Extended Storage System, available separately). Graphs can also be included in alerts to assist in problem determination.

NETBOTZ ADVANCED VIEW 2.0

Using the Advanced View, you can quickly and easily view the current sensor readings being reported by any pods, supported RS232-based sensors, external sensors connected to NetBotz Sensor Pod 120s, output relay devices, and devices being monitored using Device Crawlers. You can view a list of all currently active and recently resolved alert conditions, and view the images currently being captured by any NetBotz Camera Pod 120s or CCTV Adapter Pod 120s connected to your WallBotz 500 base station. In addition, the Advanced View provides appliance and pod configuration functionality, enabling you to perform all of the tasks necessary for complete management of all of your WallBotz 500 base stations and NetBotz pods.

Simple, powerful interface makes monitoring and managing your WallBotz 500 appliances easy.

Monitor multiple NetBotz Camera Pod 120s and NetBotz Sensor Pod 120s.

Sensor	Reading	Status
Air Flow	N/A	--
Audio	1.0	--
Dew Point	49.9 °F	OK
Humidity	32 %	OK
Temperature	86.7 °F	Error
Temperature (Ext1)	85.1 °F	OK
Temperature (Ext2)	83.1 °F	OK
Temperature (Ext3)	84.6 °F	OK


View the images from up to 4 NetBotz Camera Pod 120s simultaneously.



WALLBOTZ 500 BASE STATION

The base station for the WallBotz 500 houses the processor, memory, I/O, and network connections, as well as acts as the centralized host for all connected pods and add-on software applications. The WallBotz 500 features BotzWare 2.1, a new version of the NetBotz monitoring appliance software. This Linux-based, updated version of BotzWare is designed to take full advantage of the new WallBotz 500 capabilities. The software provides new “threshold types” such as rate-of-increase, rate-of-decrease, above-maximum-too-long, and below-minimum-too-long for numeric sensors, and error-value-too-long for door and dry contact sensors. Each sensor can have more than one threshold, and each threshold can be assigned different severities, allowing for custom crafted responses to different levels of problems.

The WallBotz 500 Advanced View interface enables easy monitoring and appliance configuration. For example, if four Camera Pods are attached to a WallBotz 500, all four camera images can be displayed in a tile view in the Advanced View, providing a single camera monitoring console. Up to 24 hours of sensor readings can be graphed with just a couple of mouse-clicks. All alerts are conveniently logged on the device, permitting easy review of any pending and resolved problems for the last 24 hours. Finally, BotzWare 2.1 provides the enhanced security of SSL connectivity to and from the WallBotz 500 appliance.



- Alerts and sensor data can be posted to web servers using built-in HTTP post support, or can be forwarded to other systems using FTP data delivery
- Alerts are sent using e-mail, SNMP traps, or SMS/GSM
- Web-accessible. View data using a web browser or the Advanced View application
- Integrated 10/100 Mbps Ethernet network interface
- Four external USB A-ports (for connecting tethered NetBotz pods, a supported USB modem, or supported RS232-based sensors via a USB-to-serial port adapter)
- PC Card adapter slot (for adding optional 802.11b wireless adapter, GSM/GPRS modem, or wireless Modem for PPP communications)
- High-quality swivel wall mount bracket enables 360° positioning

- Image processor generates 24-bit color images, up to 1280 x 1024 resolution and up to 30 frames per second*
- User adjustable and switchable industry-standard CS-mount lens permits use of general purpose and special purpose lenses



- Integrated microphone plus a microphone jack, which provides the ability to monitor and capture audio from either the location in which the pod is installed or (using an external microphone) at another point of interest
- Speaker/headphone jack that can be used with powered speakers to provide audio alert output
- Door Switch Sensor jack
- Camera-based motion detection
- Standard 1/4" camera mount (enables mounting of the pod in a wide variety of locations)
- High-quality swivel wall mount bracket enables 360° positioning

CAMERA POD 120


A professional-quality audio/video monitoring solution, the NetBotz Camera Pod 120 provides digital video and audio monitoring capabilities. A CS-mount optical lens provides high-resolution 24-bit color video, while the integrated microphone enables audio monitoring. The Camera Pod 120 can be docked to the WallBotz 500 main base station or tethered to the base station using a USB cable. In addition to a docked Camera Pod 120, up to three additional Camera Pod 120s can be connected to a single WallBotz 500 base station.

* Maximum frame rate is limited by image resolution and available network bandwidth.



SENSOR POD 120

Providing distributed environmental monitoring capabilities, the WallBotz 500 Sensor Pod 120 can be docked to the WallBotz 500 base station or tethered to the base station using a USB cable. The Sensor Pod 120 has integrated sensors for temperature, humidity, dew point, airflow, and audio. Four PS2-style external sensor ports allow attachment of external analog sensors, including Amp Detectors and external temperature and humidity sensors. A wide variety of dry contact sensors (such as glass break, vibration, smoke, and condensation sensors, as well as the NetBotz Fluid Detectors) also can connect to these ports. The Sensor Pod is powered via the USB interface and requires no additional power at the installation location. In addition to a docked Sensor Pod 120, up to sixteen Sensor Pod 120s can be connected to the base station.



- *Integrated temperature, humidity, dew point, airflow, and audio sensors*
- *Four external sensor ports enable connection of a broad variety of external sensors*
- *LEDs on the pod provide a visual indicator of the sensor status*
- *Powered via USB: No additional power required*

AVAILABLE ADD-ON HARDWARE AND SOFTWARE

ADDITIONAL PODS: Connect up to 17 NetBotz **Sensor Pod 120s** to each base station for unparalleled environmental monitoring capabilities. Connect up to 4 **Camera Pod 120s** or **CCTV Adapter Pods** for an all-in-one surveillance solution. Add up to 4 **Output Relay Pod 120s** and control up to 64 relay-based devices, automatically or interactively. Add up to 16 Power Control Pods to automatically switch power for up to 80 devices. Increase your WallBotz 500's alert and data storage capabilities to 60GB with a **WallBotz 500 Extended Storage System**.

EXTERNAL SENSORS: **External Temperature and Humidity Sensors, Particle Sensors, Fluid Detectors and Amp Detectors** expand your WallBotz 500's base monitoring capabilities. **Dry Contact Sensor Device support** enables you to use a variety of environmental sensors, including those that detect and report on condensation, vibration, glass breakage, UPS and HVAC conditions and more.

ADD-ON SOFTWARE: Flexible, extensible BotzWare architecture enables you to enhance your threat management solutions with powerful add-on software such as **Advanced Device Crawlers**. Advanced Device Crawlers extends the capabilities of Basic Device Crawlers to provide detailed device-specific physical information (such as fan status, CPU temperature, and so forth) and to enable OID-specific monitoring and alerting.

DEPLOYMENT ENABLEMENT SOLUTIONS: Simplify the installation of your WallBotz 500 base stations, pods, and sensors. **NetBotz USB Extension Cables** extend the reach of your pods while ensuring signal integrity. **CAT 5 Pod Extenders** enable you to deploy your pods up to 100 meters from your WallBotz 500 base stations, while **Fiber 500M Pod Extenders** extend this deployment range to a full 500 meters. The **NetBotz Camera Pod Enclosure** protects your equipment in a variety of environments, including outdoors. The **48VDC Power Supply** permits WallBotz 500 deployment in locations that have only 48VDC power available, such as telephone communications towers. And the **NetBotz Pod Mounting Kit** makes it easy to mount your pods or base stations in server racks or TELCO cabinets.

ABOUT NETBOTZ

Austin, Texas-based NetBotz, Inc. is the leading global provider of IP-based intelligent physical security solutions. Thousands of organizations use the NetBotz solution, which prevents business and financial losses attributed to network downtime by providing early warning of conditions that threaten the integrity of a company's data, technical and equipment assets. NetBotz markets its solution through a network of distributors, solution partners and accredited resellers. NetBotz has received the Best in Show Award in the Network Management Category at NetWorld+Interop and is a recipient of KPMG's Start-up Standout Award.



[SPECIFICATIONS]

WALLBOTZ 500 BASE STATION

HOUSING: 20.5cmW (27cmW with pods docked) x 16.5cmH x 2.7cmD, 20 gauge metal.

INDICATORS: Base station status, alert, network speed, and network activity LEDs.

PODS: Supports up to 4 NetBotz Camera Pod 120s (1 docked, 3 connected to USB ports or to powered USB 1.1 hubs), up to 17 NetBotz Sensor Pod 120s (1 docked, up to 16 connected to USB ports either directly or via USB 1.1 powered or unpowered hubs).

CONNECTORS: Ethernet: RJ-45 to Cat 5 network wiring; Serial: DB-9 receptacle; Power: 5 vdc power brick.


EXTERNAL DEVICE CONNECTORS: 4 USB-A ports. 1 PC Card slot.

DATA SPEED: Ethernet 10/100 Mbps (10/100 BaseT).

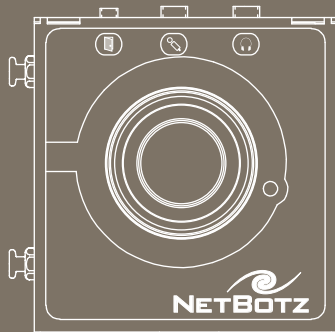
PROTOCOLS: SSL, TCP/IP, HTTP, SMTP, SNMP, DHCP, DNS, Socks V4 or V5 Proxy server, GSM/SMS/GPRS.

MANAGEMENT INTERFACE: Supports Internet Explorer version 5.5 or later; Netscape Navigator version 4.79, 6.0, or 7.02; or Mozilla 1.3 or later on these OS's: Microsoft Windows 98 SE, Windows ME, Windows 2000, Windows NT 4.0 or later, Windows XP; Solaris 9; or Red Hat Linux 7 or 8. Use of the Advanced View interface requires a one-time download of the Java Runtime Environment Plug-in from Sun Microsystems. Display Resolution 1024 x 768 minimum.

OPERATIONAL ENVIRONMENT: Temperature: 2° to 50° C (35° F to 120° F). **Relative Humidity:** 10% to 90% (non-condensing). Indoor use only.



NETBOTZ CAMERA POD 120



HOUSING: 6.6cmW x 6.9cmH x 2.7cmD, 20 gauge metal.

IMAGER: Image processor that generates images up to 1280x1024 resolution, 24-bit color, and up to 30 frames per second.

LENS: 35°W by 28°H C-mount lens with included CS adapter (field of view up to 64°W x 53°H, depending on imager mode and image resolution). Can be replaced by any standard CS- or C-mount lens designed for use with a .5" or larger imager..

EXTERNAL CONNECTORS: Door switch sensor, external microphone jack, and stereo headphone/powered speaker jack. (Magnetic door sensor supplied).

CAMERA MOTION SENSING: Built in, region maskable, user-settable sensitivity.

INDICATORS: Power on, audio recording activity.

OPERATIONAL ENVIRONMENT: Temperature: 2° to 50° C (35° F to 120° F).

Relative Humidity: 10% to 90% (non-condensing). Indoor use only.

NETBOTZ SENSOR POD 120

HOUSING: 6.6cmW x 9.7cmH x 3.15cmD (3.76cmD with optional mounting bracket), 20 gauge metal.

TEMPERATURE: Range: 2° to 50° C (35° F to 120° F), Accuracy: +/- 1° C (+/-1.8° F) typical.

RELATIVE HUMIDITY: Range: 10% to 90% (non-condensing), Accuracy: +/-5% RH.

AIR FLOW RATE: 0-1,000 Meters Per Minute (0-3,281 Feet Per Minute).

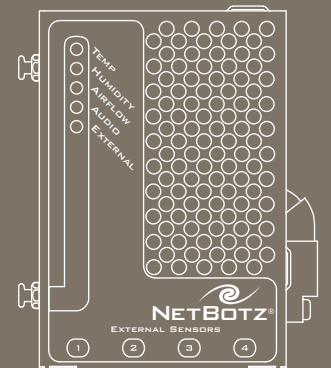
AUDIO: Built-in acoustic sensor detects audio above specified level.

INDICATORS: Temperature out-of-limit, humidity out-of-limit, airflow out-of-limit, sound detected, external sensor violation detected.

EXTERNAL SENSOR PORTS: 4 on each Sensor Pod 120.

OPERATIONAL ENVIRONMENT: Temperature: 2° to 50° C (35° F to 120° F).

Relative Humidity: 10% to 90% (non-condensing). Indoor use only.



LIMITED ONE YEAR WARRANTY



WWW.NETBOTZ.COM

BotzWare, NetBotz, RackBotz, WallBotz, and the NetBotz symbol are registered trademarks of NetBotz, Inc. All other company and product names mentioned are used only for identification purposes and may be trademarks or registered trademarks of their respective companies.

© 2004 NetBotz Corporation. All rights reserved.

03/12/2004

1.877.908.BOTZ(2689) 11044 RESEARCH BLVD., BLDG. C200 AUSTIN, TX 78759